



Examination Light

# Nova Exam<sup>®</sup> LED

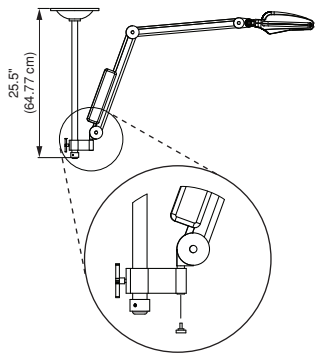
Superior illumination and uniform light beam delivered on a highly positionable arm.

Nova Exam LED meets the demands of today's clinical examination applications. The LED Chip-on-Board light source produces light that enhances physician/patient comfort while delivering a high illuminance level and a highly-uniform beam pattern. A sleek head design, combined with a patented K-arm, allows quick and reliable positioning while being easy to clean and maintain. Economical benefits include less maintenance and longer light-source life.

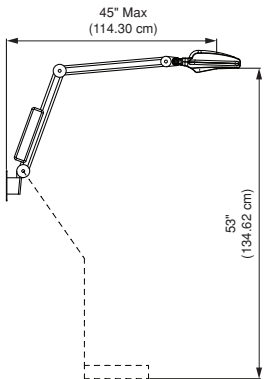


burton<sup>®</sup>

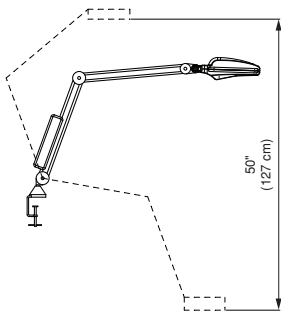
**Versatile**  
Nova Exam LED is available in a variety of mounting options – Mobile Floor Stand, Table, Wall or Ceiling – to fit any application. (Rail Mount sold separately)



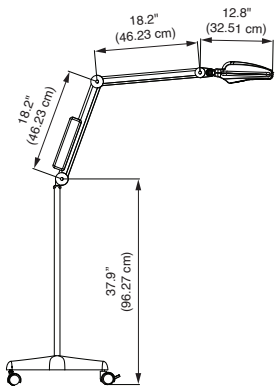
**Ceiling Mount**



**Wall Mount**



**Table Mount**



**Mobile Floor Stand**

## Summary of technical data

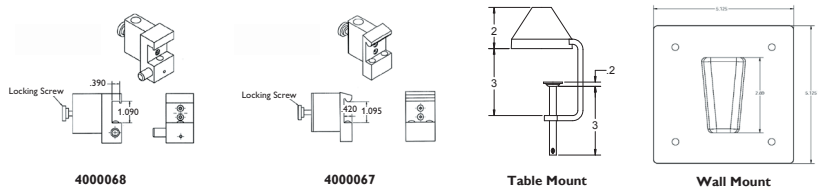
<b>Illuminance:</b>	Low Level 45,000 Lux at 18" High Level 90,000 Lux at 18"
<b>Color Temperature:</b>	4100 Kelvin
<b>Color Rendering Index (CRI):</b>	>95
<b>Light Source:</b>	Light Emitting Diode (LED)
<b>Rated Life:</b>	50,000-hour average LED life
<b>Input Power:</b>	Low Level 7 Watts High Level 14 Watts
<b>Mounting Options:</b>	Mobile Floor Stand, Wall/Table Mount, Ceiling Mount, (Rail Mount sold separately)
<b>Maximum Arm Reach:</b>	45" (114.30 cm)
<b>Applications:</b>	General examination
<b>Certifications/Approvals:</b>	IEC 60601-2-41 (2013) ANSI/AAMI ES60601-1:2005 and A!:2009/(R)2012, CSA CAN/CSA-C22.2 NO. 60601-1:14
<b>Product Warranty:</b>	5-year limited warranty

## Ordering Information

Universal Input 100v - 240v, 50-60 Hz	Description
NXFL	Nova Exam LED Mobile Floor Stand, NEMA 5-15P
NXFL01	Nova Exam LED Mobile Floor Stand, CEE7/7
NXFL02	Nova Exam LED Mobile Floor Stand, AS/NZS 3112
NXFL03	Nova Exam LED Mobile Floor Stand, BS 1363
NXT	Nova Exam LED Table Mount, NEMA 5-15P
NXT01	Nova Exam LED Table Mount, CEE7/7
NXT02	Nova Exam LED Table Mount, AS/NZS 3112
NXT03	Nova Exam LED Table Mount, BS 1363
NXW	Nova Exam LED Wall Mount, NEMA 5-15P
NXW01	Nova Exam LED Wall Mount, CEE7/7
NXW02	Nova Exam LED Wall Mount, AS/NZS 3112
NXW03	Nova Exam LED Wall Mount, BS 1363
NXC	Nova Exam Ceiling Mount

## ACCESSORIES

Model	Description
4000071	10' Ceiling Drop Tube (42")
4000068	Din Style Rail Mount
4000067	Fairfield Style Rail Mount
4000431	Wall Mount Extension Arm (15.5")



## IEC Plug Type



© 2021 Burton Medical. All rights reserved. Burton Medical reserves the right to make changes in specifications and/or to discontinue any product at any time without notice or obligation and will not be liable for any consequences resulting from the use of this publication.

**burton®**

Burton Medical, LLC  
2300 W Windsor Ct., Suite C  
Addison, IL 60101 USA  
Phone (800) 444-9909, Fax (800) 765-1770  
Burtonmedical.com